

How to add IPC for" ICARVISION 8CH+1CH IPC MDVR"

Premise: The network segment of ICARVISION's MDVR is 0.

If you want to match the IPC to MDVR, they two have to keep in the same network segment.

1. When your IPC's network segment is the same as MDVR's, for example: 192.168.0.20

You just need to connect IPC to MDVR and search it directly as below:

● Firstly, go to IPC menu of MDVR"--ADD IPC"

Type	IP	Port
IPC	192.168.001,200	1018

PS: If you already added the IP camera before, delete them all.

● Then click"SEARCH", the IPC's IP and port will showup by automatically like this:

Type	IP	Port
IPC	192.168.001,200	1018

Click the box "✓", and save, you IPC should work now.

2. When your IPC's IP address is different from MDVR's in network

segment, for example: 192.168.1.251, There is 2 ways.

A. By MDVR: By changing the network segment of MDVR to match with IPC

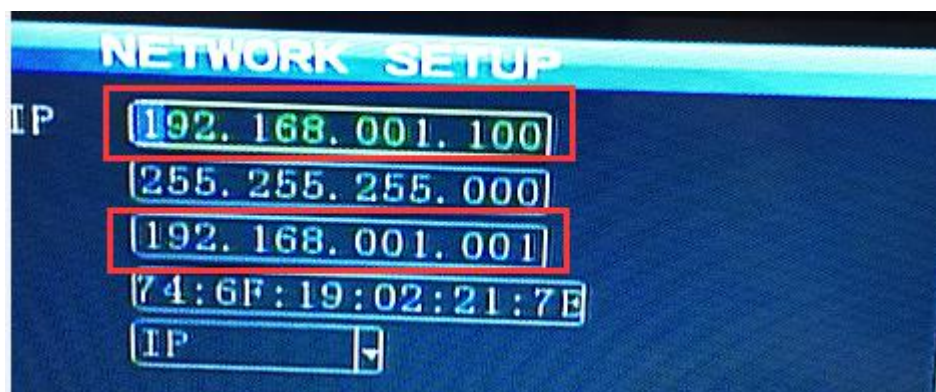
● First enter the menu of MDVR---Network Setup: Adjust IP and Gateway address as below:

Rule: a. The former three sections of MDVR's IP address should be same as IP camera's (In yellow above).

B. The former three sections of MDVR's gateway address should be same as camera's(In yellow above).

C. The last section of MDVR's IP address can be any numbers except 251 to keep different from camera's IP site to avoid conflict(In green above)

D. The last section of MDVR's gateway usually should be 001.



● And then save.

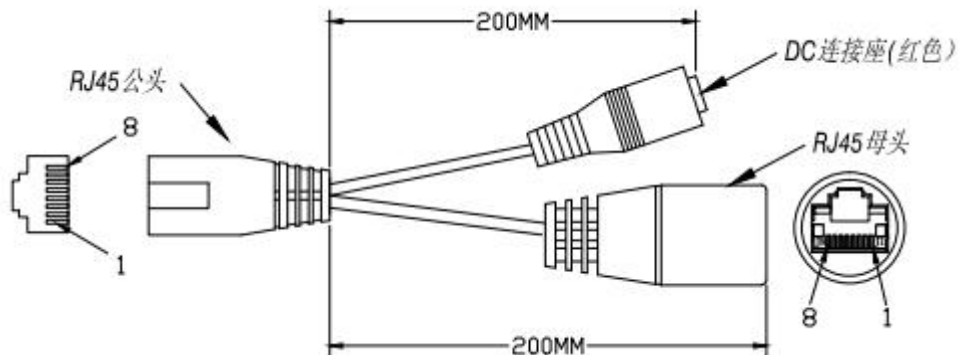
The Mobile-DVR should rebooting now.....

● Then to add IPC by the same way as point 1

B. By computer: changing the network segment of IPC to match with

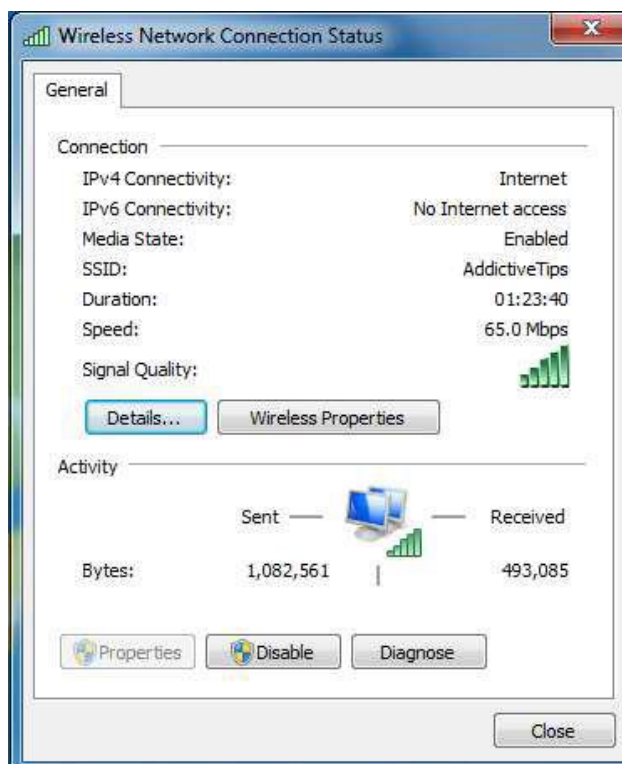
MDVR's

● First please connect IPC to your computer using below cable, you can purchase from us or find it in your local market.



● Then connect this above cable to your network cable to connect IPC to your computer.

● And next go to your computer's internet setting



- And click “Details” , then double click the internet protocol Version 4.



Change the IP address to that in red and click”ok”

● Then use your IE Browser to address: 192.168.1.251. user name is: admin and the password is six 8..



In this window, you can change IP of IPC, mainstream rate(suggested below 2048kb/s), or resolution as well as below:

